

DYE SUBLIMATION FILE SETUP GUIDE

Ai

At the Design Lab, we have a Dye-sublimation printer and a heat press to transfer images onto fabrics. This is provided as a pay-for service. We can provide the transfer sheet printing as a separate service if you have your own heat press.

WHAT IS DYE SUBLIMATION?

Dye sublimation is a process in which dye is transferred using pressure and heat onto polyester threads. Since the dye goes from solid to gas without turning to liquid the image is set onto the polymeric threads, rendering the print machine washable.

The process works with blends of polymeric and non-polymeric threads, but the clarity and adhesion of the image will deteriorate with fewer polymeric threads.

The minimum threshold for an effortless print is 60% Poly / 40% Non-poly.

FABRIC SPECIFICATIONS

The fabric needs to be a light color
The dye is transparent and will not show on darker color fabrics. White is not a color that can be transferred

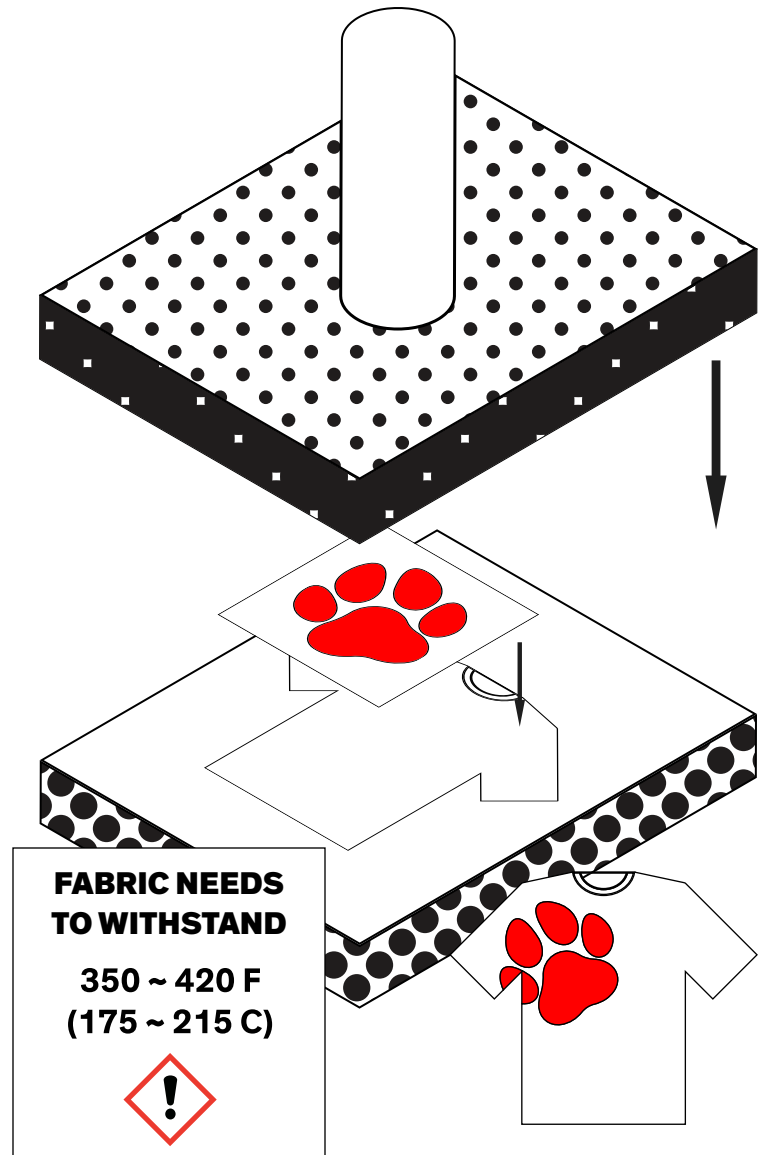
Do not give us made garments
We do not perform transfers on made clothing or garments **except T-shirts / Tote Bags**

Example Threads / Types

POLYMERIC FABRICS
Polyester / Acrylics Nylons / Spandex Lycra / Rayon Orlan Lastex

NON POLYMERIC FABRICS
Cotton / Linen Wool / Silk Organza Chiffon

BANNED (TOXIC) FABRICS
Felt Velvet Tweed Leather



FILE SETUP GUIDE

PRINTER

The printer we have is a 44 inch model with a 44-inch and 24-inch roll of transfer sheets. The heat press we use is a 16" by 20" press. (Max Press area 15" by 19") So despite the large print area of our printer, we can only transfer a max 15" by 19" image onto your fabric. If you find a larger press elsewhere you can still order the prints from our service. We will not tile your prints for a larger image.

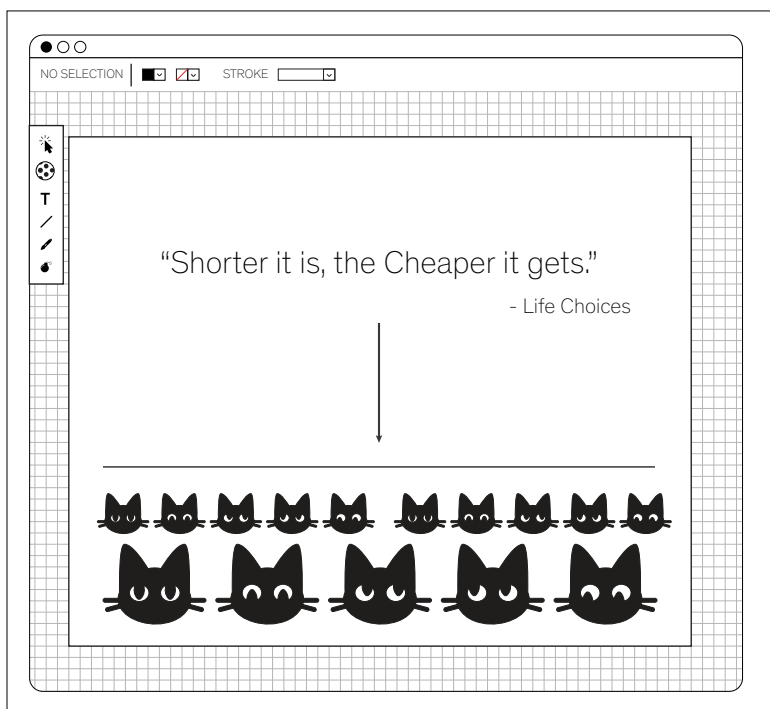
Price

Each inch in height on the 44 inch roll is \$0.20 / 24 inch roll is \$0.10

FILE SETUP

Please set up your file in illustrator or photoshop with a 44 or 24-inch width artboard (depending on which size roll you wish to buy) with the height adjusted to your design or designs.
MAX Height 125 inches

The color mode from both applications will need to be RGB with a resolution of 300dpi or higher:



PRESET DETAILS

Untitled - Dye Print

- 24 or 44 in Inches ▾
- Height Orientation Artboards
- X in 1
- Color Mode
- RGB Color ▾
- Raster Effects
- High (300 ppi) ▾

More Settings More Problems

Close **Create**

Since you will be paying for how much you print, minimizing the height of your file will minimize the cost of your print.

Once Completed

Save your file as a PDF

SUBMISSION

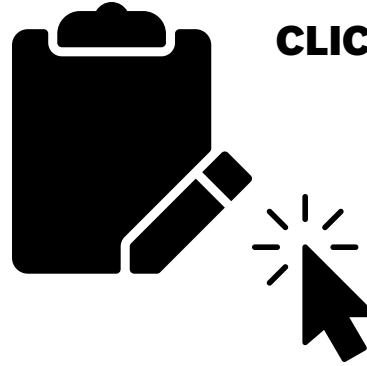
FILE SUBMISSION

You will then submit your PDF file through a google form (Linked to the right) where we will check your file for approval.

Once approved a payment link will be sent to you

Once payment is complete your job will be on a queue

When it is printed and or transfered an email will



FABRIC SUBMISSION

If you plan for us to transfer the images onto your fabric you will also need to drop off your materials.

Please follow the checklist below in order to submit your material for

- The fabric needs to be a light color
The dye is transparent and will not show on darker color fabrics.
- White is not a color that can be transferred
- Do not give us made garments
We do not perform transfers on made clothing or garments
except T-shirts / Tote Bags
- Fabric or garment **must not be treated** (Bleached / painting / Etc.)
- Composition of Fabric (In % if possible)
(minimum threshold for an print is 60% Poly / 40% Non-poly)
- Provide us with extra test / sample sheets
Especially with materials, we are not familiar with
Testing out Temperature and Pressure is always required

**FABRIC NEEDS
TO WITHSTAND**
350 ~ 420 F
(175 ~ 215 C)