

DYE SUBLIMATION FILE SETUP GUIDE

Ai

At the Design Lab, we have a Dye-sublimation printer and a heat press to transfer images onto fabrics. This is provided as a pay-for service. We can provide the transfer sheet printing as a separate service if you have your own heat press.

WHAT IS DYE SUBLIMATION?

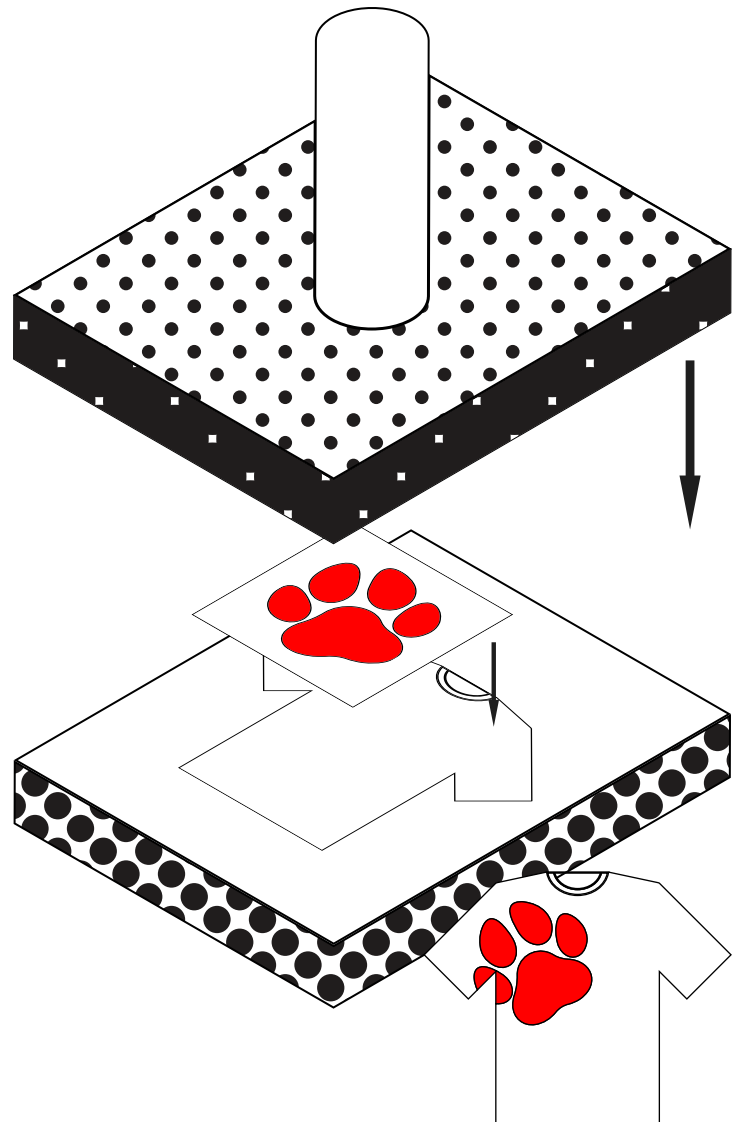
Dye sublimation is a process in which dye is transferred using pressure and heat onto polyester threads. Since the dye goes from solid to gas without turning to liquid the image is set onto the polymeric threads, rendering the print machine washable.

The process works with blends of polymeric and non-polymeric threads, but the clarity and adhesion of the image will deteriorate with fewer polymeric threads.

The minimum threshold for an effortless print is 60% Poly / 40% Non-poly.

FABRIC SPECIFICATIONS

The fabric needs to be a light color
The dye is transparent and will not show on darker color fabrics. White is not a color that can be transferred



Example Threads / Types

POLYMERIC FABRICS Polyester / Acrylics Nylons / Spandex Lycra / Rayon Orlan Lastex
--

NON POLYMERIC FABRICS Cotton / Linen Wool / Silk Organza Chiffon

BANNED (TOXIC) FABRICS Felt Velvet Tweed Leather

FABRIC NEEDS TO WITHSTAND 350 ~ 420 F (175 ~ 215 C)
--

FILE SETUP GUIDE

PRINTER

The printer we have is a 44 inch model with a 44-inch and 24-inch roll of transfer sheets.

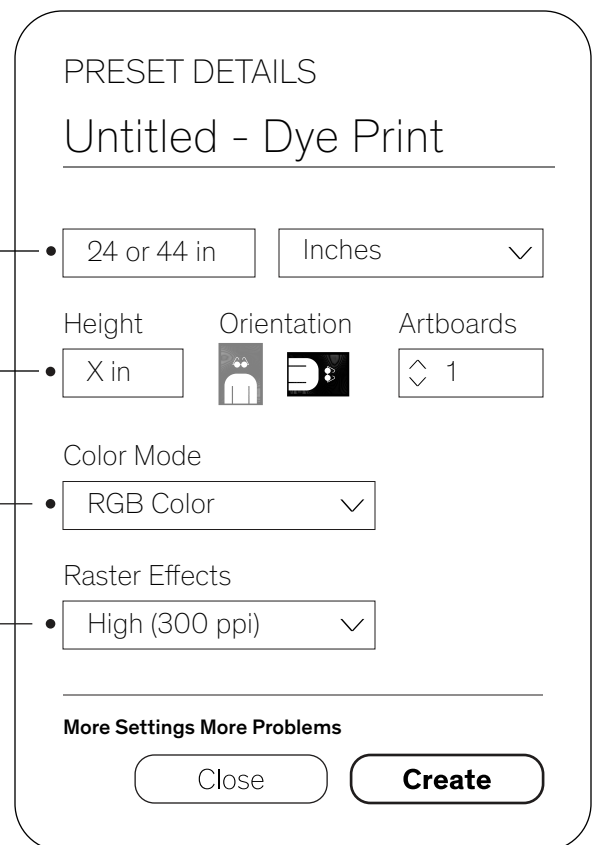
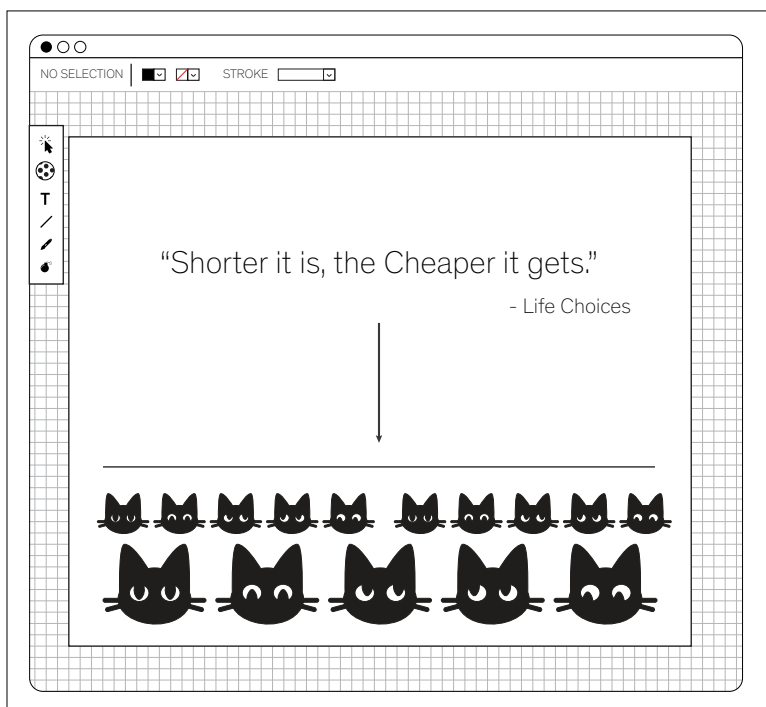
Price

Can be checked on our Resource Page

FILE SETUP

Please set up your file in illustrator or photoshop with a 44 or 24-inch width artboard (depending on which size roll you wish to buy) with the height adjusted to your design or designs.
MAX Height 125 inches

The color mode from both applications will need to be RGB with a resolution of 300dpi or higher:



Since you will be paying for how much you print, minimizing the height of your file will minimize the cost of your print.

Once Completed

Save your file as a PDF

FILE SUBMISSION

You will then submit your PDF file through a google form (Linked to the right) where we will check your file for approval.

Once approved a payment link will be sent to you

Once payment is complete your job will be on a queue

When it is printed and/or transferred an email will be sent to you. Printing will take 2 to 10 business days.



TRANSFERRING ONTO GARMENT / FABRIC

The Design Lab no longer transfers images onto garments or fabrics students provide.

If you are looking to subliminate onto your own garment/fabric or multiples of a design you can gain access to the heat press at the Dye Lab. The Dye Lab is located on the 9th floor of the 2 west 13th street building (Same building as the Design Lab). Completing the Dye Lab canvas orientation will give you access to the heat presses.